



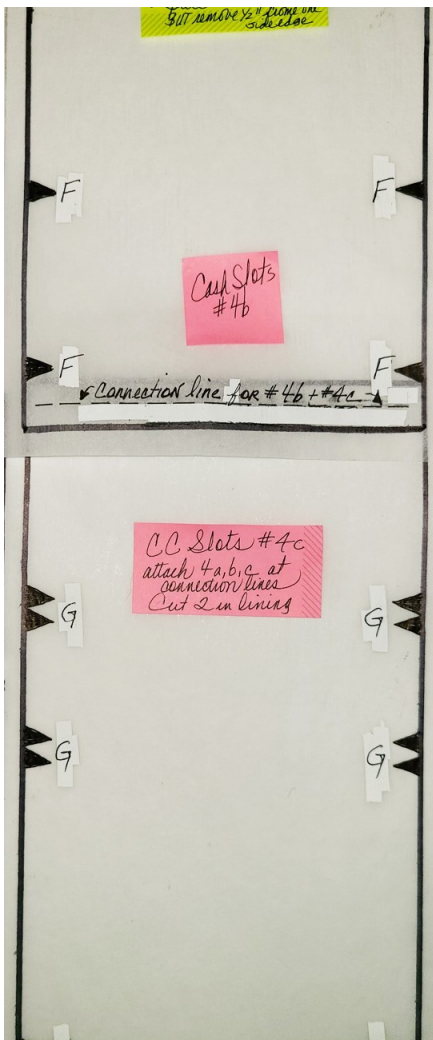
the Bella BiFold

Step A1 – Creating pattern pieces for
 Bag in Foam (#1b + #1f) and
 Caddy (#9a + #9b)


Combining your pattern pieces is really easy. The pictures below reference similar pieces that were combined to created the template for the Elsie K Baglet CC Slot template.

I think it will easily show you that all you need do is connect the referenced pattern pieces along the designated dotted/dashed line to produce the pattern template you'll need.


Please remember that the easiest way to accomplish this is to use tracing paper,



1- Center the dashed line of #4a over the dashed line on #4b. Tape to secure in place.



2- Repeat this procedure centering the dashed line for #4b over the dashed line for #4c.



And here's your completed pattern piece.

StudioKat Designs, Inc.

Phone: 866/409-8634
 Email: info@studiokatdesigns.com