


## the OutBreaker



### Steps 13 abc– Shortening your Zippers



Both of your 10" zippers will need to be adjusted for length (one for the exterior & one for the lining). You will want the distance between the OUTSIDE raw edges to be exactly 9 1/4" but prior to cutting your zippers, make SURE that the zipper pulls are located toward the center of the zipper.



Here's a few views of the 22" double-headed zipper. As you can see, the exterior fabric is sewn to a Zip Tab in FOAM and this is really important to the proper functioning of your bag!



And here's our four zippers, all in their altered lengths and ready to be sewn into our bag!